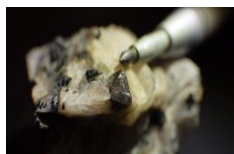


### WHO WE ARE

- TSX-V listed company that focus on Niobium.
- The Company has extensive **experience** in the niobium production and markets.
- Supported by strong shareholders;
  - Osisko Gold Royalties: 20%
  - Caisse de Dépôt & Placement: 6%
- Committed to responsible development.



### STOCK INFORMATION (\$CAD)

Symbol	NBY
Exchange	TSX-V
Market Cap	\$12 M
Shares Outstanding	45.7 M
52-week high	\$0.82
52-week low	\$0.11
Cash (Dec 2018)	\$2.3 M

### WHAT IS NIOBIUM?

- Metal classified as critical and strategic to the USA and EU.
- Makes steel stronger, lighter, corrosion resistant and reduces GHG.



Pipeline



Structures & Bridges




Automotive



Stainless Steel




Toshiba new technology



Li Battery

- Only 3 producers in the world.
  - Canada (1) & Brazil (2).
- 90% niobium consumes by steel industry.
- Significant impacts on GHG reduction.
- Highly profitable mining operations.
- Ontario is a large consumer of niobium.
- Demand is constantly growing. **MAKES STEEL BETTER!**
- Highly used on Superalloys (turbines) & great potential in lithium battery.

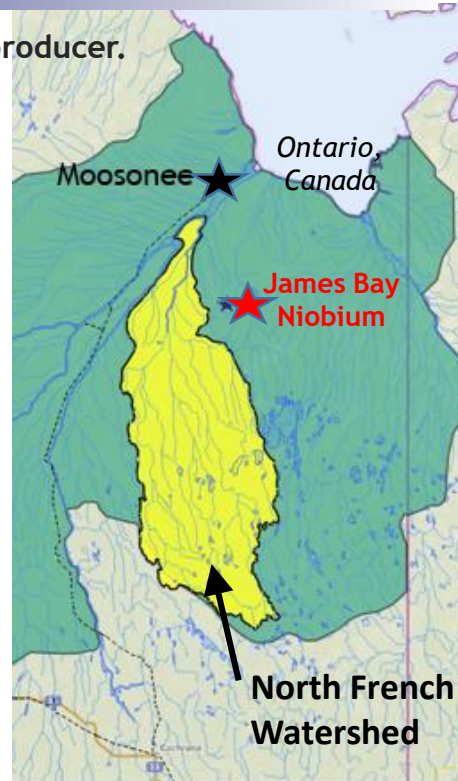


## JAMES BAY NIOBIUM PROJECT

Niobay Metals aims to become the fourth world Ferro-Niobium producer.


- Located in the James Bay Lowlands in Ontario, Canada.
  - 110 km North of Detour Gold
  - Less than 40 km from:
    - Town of Moosonee,
    - Rail, winter roads, power station
- Full feasibility study completed by Bechtel in 1969.
- Outside of the North French Watershed.
- Drilling Program Planned for **summer 2019**.
- 2018 Mineral Resources Estimates from historical works
  - 26 Mt @ 0.53% Nb<sub>2</sub>O<sub>5</sub> Indicated
  - 25 Mt @ 0.51% Nb<sub>2</sub>O<sub>5</sub> Inferred
  - 51 Mt @ 0.52% Nb<sub>2</sub>O<sub>5</sub>

(Niobec mine /Quebec: abt 60 Mt @ 0.53% Nb<sub>2</sub>O<sub>5</sub> - \$100 M cashflow/year)



## CREVIER NIOBIUM / TANTALUM PROJECT // QUEBEC

- Niobium & Tantalum resource.
  - Niobay owner at 72.5% (Niobec Inc 27.5%)
  - 25.4 Mt at 0.20% Nb<sub>2</sub>O<sub>5</sub> & 234 ppm Ta<sub>2</sub>O<sub>5</sub>.
  - 2010 PEA - Metchem
- Strong local & First Nation support.
- 160 km NW of Niobec Mine.
- 2019 - Internal PEA Update.
- 2019 - Lab metallurgical tests.
- Demand growth in both Nb oxide & Tantalum.



1. The estimates are not 43-101 compliance and needs to be validated by technical/economical studies.

### FORWARD-LOOKING STATEMENTS

Some of the statements in this fact sheet reflect estimates by Niobay Metals with regard to its future performance and are simply forecasts of its future activities, performance and future results. All statements other than statements of fact are forward looking as they are subject to known and unknown, uncertainties and other factors that could have an impact on the activities and results anticipated in this fact sheet. These risk factors are discussed in greater detail in Niobay Metals's most recent Annual Information Form filed on SEDAR.